



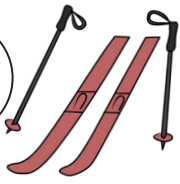






LÆS OG LØS ET DYR

1 en sten → k  n 

2 sne i sky → å  o 

3 to ski → a  u 

4 sne på sten → l  k 

5  → o sko i sø
a ski i sne

MIT DYR ER:

1 2 3 4 5



TEGN DYRET HER:

Blank dotted area for drawing the animal.

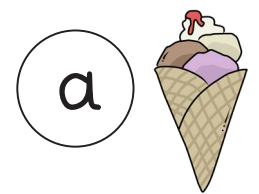

LÆS OG LØS ET DYR

1


1 en bi



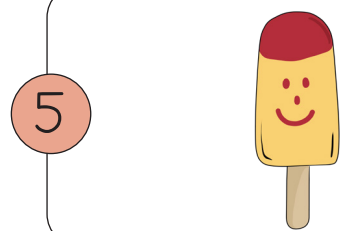

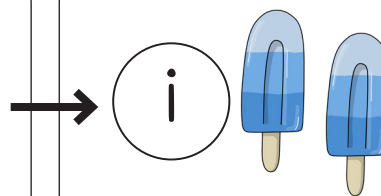
2 se en is



3 bi i is



4 to blå is



→ m en blå is
n en gul is

Tekst og illustration © Opgaveskyen.dk

MIT DYR ER:

Five empty boxes for drawing the animal.


1 2 3 4 5

TEGN DYRET HER:





Large dotted box for drawing the animal.

LÆS OG LØS ET DYR

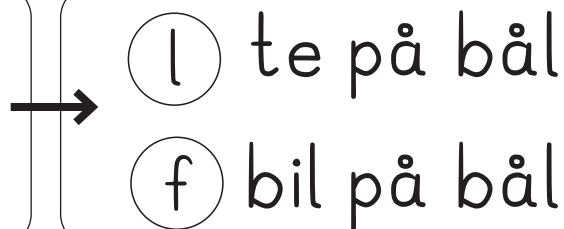



1 et bål



2 se en tipi



4 te



MIT DYR ER:

Five empty boxes for writing the animal name.


1 2 3 4 5

TEGN DYRET HER:


Large dotted box for drawing the animal.

LÆS OG LØS ET DYR

1 en mus





2 to sko



v mus på lus
n mus i sko

4 se en kat



a kat kan se mus
u mus i hus

MIT DYR ER:

Five empty rounded square boxes for drawing.


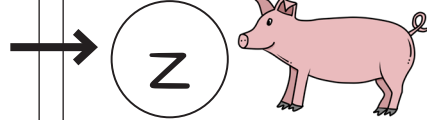
1 2 3 4 5

TEGN DYRET HER:



A large dotted rectangular area for drawing the animal.

LÆS OG LØS ET DYR

1 en gris






2 en ko



→ h gult hus
b gult hø

4 gris i hø



→ e kat på is
a gris på ko

MIT DYR ER:

□ □ □ □ □

1 2 3 4 5

TEGN DYRET HER:

Large empty box for drawing the animal.