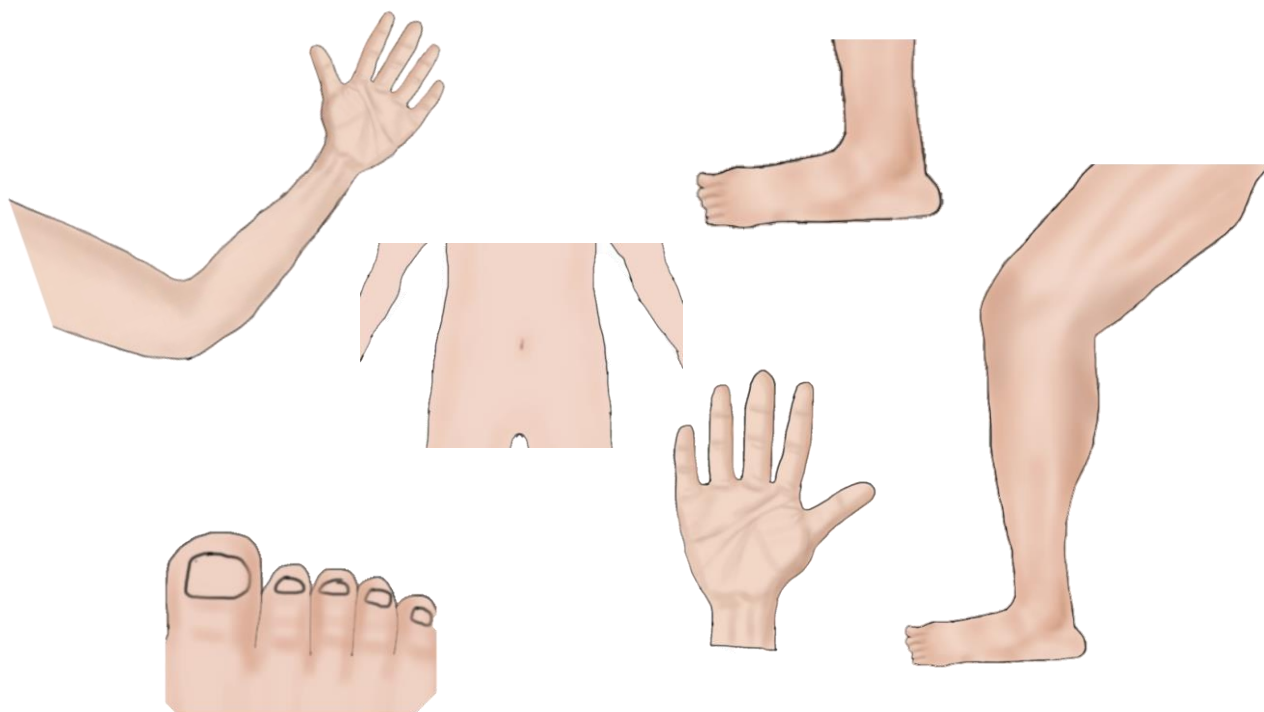


Mine danske temabøger

# KROPPEN



**Navn:**


**Klasse:**

Tekst og illustrationer © opgaveskyen.dk



# KROPPEN

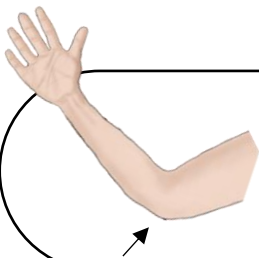
Læs ordene



hoved



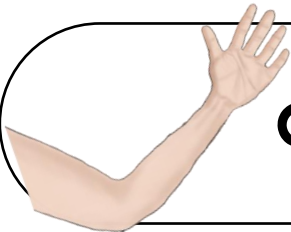
ben



albue



knæ



arm



fod



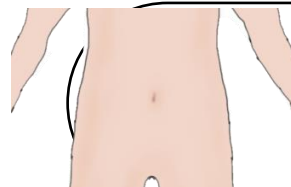
hånd



tå



finger

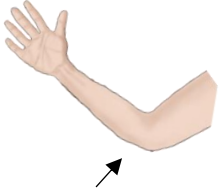



mave

Min yndlingskropsdel er:

# Skriv kropsdelene

hoved



albue

arm



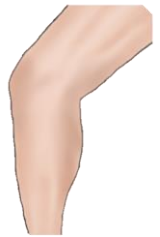
hånd

finger



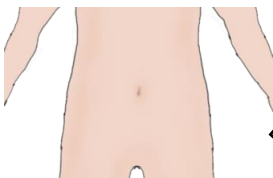
ben

knæ



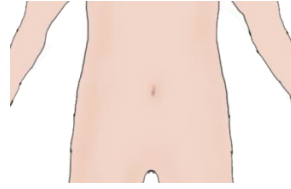
fod

tå




mave

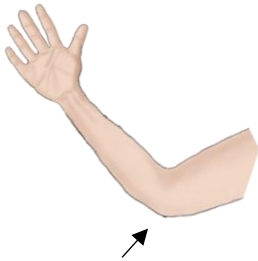
# Sæt en streg mellem ordet og det rigtige billede



hoved  
finger



mave  
arm



knæ  
albue



ben  
tå



fod

hånd



# Find det rigtige ord



alper

albue

bue



Amor

ar

arm



høne

hank

hånd



fisk

finger

vinger



ben

bænk

bon



kno

knæ

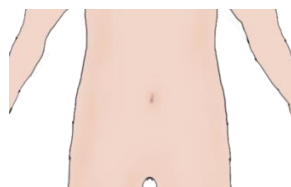
kælk



flok

flod

fod



mave

sav

måge



tå

tog

to

# Find kropsdelene

L	A	G	O	B	P	Å	H	E	V
Y	L	K	S	E	A	C	U	Z	T
H	B	Æ	H	N	Ø	J	N	O	X
R	U	G	K	A	K	H	Å	N	D
M	E	J	P	Y	F	U	F	L	Q
A	T	K	N	Æ	I	L	O	B	Y
V	Ø	G	U	L	H	V	D	E	M
E	O	V	T	Å	C	H	N	J	A
N	W	F	I	N	G	E	R	H	E
Y	C	Æ	P	I	L	A	R	M	B

albue

finger

fod

arm

ben

mave

hånd

knæ

tå

# Sæt en streg mellem ordet og det rigtige sted på kroppen

hånd

albue

finger

arm

hoved

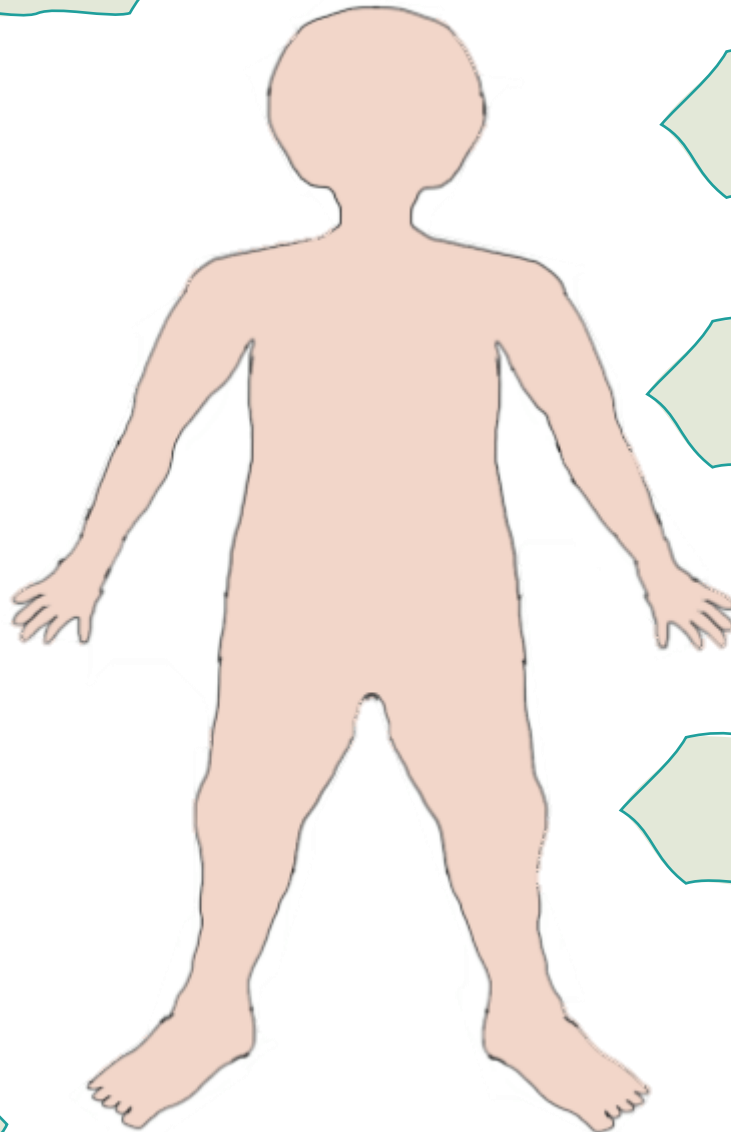
knæ

tå

mave

ben

fod



# Find kropsdelen

Byt om på bogstaverne, så det bliver en kropsdel

l a e b u

n å d h

n b e

o d f

r a m

g r i f n e

a m e v

n æ k

d o h v e

å t



# Find kropsdelene

Find kropsdelene ved at sætte streg under dem  
(der er 10)

hoved

albue

majs

sky

mave

knæ

hånd

sol

tå

gul

ben

syv

fod

båd

arm

finger

citron

kjole

# Skriv kropsdelene

Uden at kigge efter

