
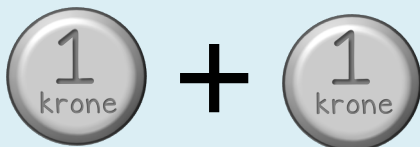
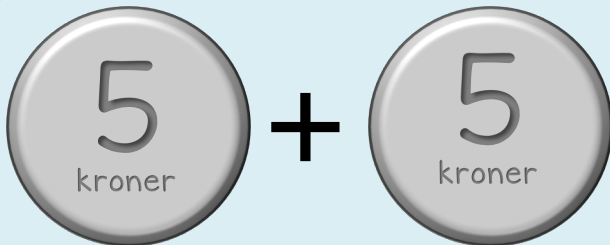
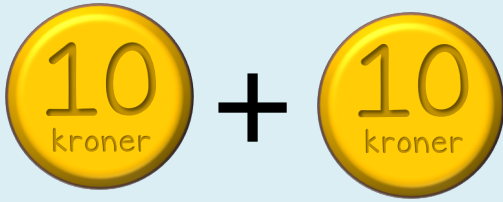


Veksling

Sæt en streg til den mønt, der giver det samme.



Mønter

Hvor mange kroner har du tilbage, når du har købt din vare?

10 kroner → 7 kr =

10 kroner → 2 kr =

10 kroner → 9 kr =

10 kroner → 8 kr =

10 kroner → 6 kr =



Mønter









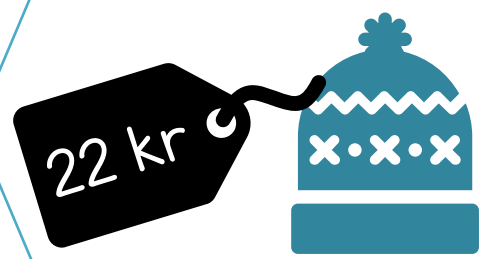
Hvor mange kroner har du i søkken?



Mønter



Hvem kan købe hvad? Sæt streg mellem antallet af kroner og prisen på varen, så det er det samme beløb.


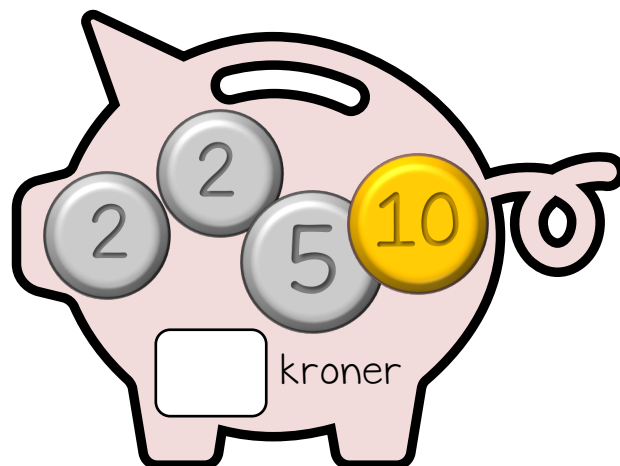



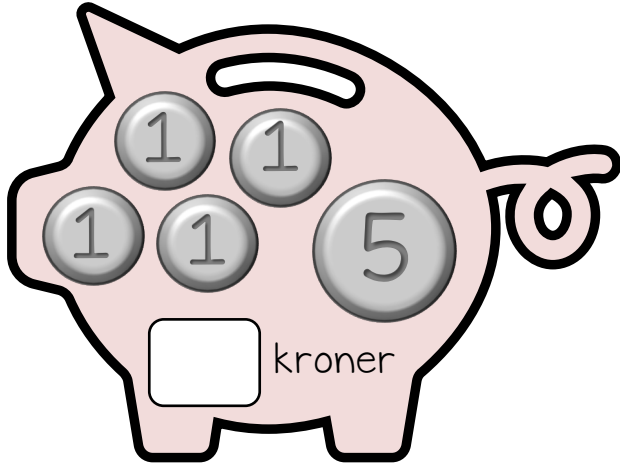

Mønter

Hvor mange penge skal du have tilbage, når du køber disse ting?








Mønter

Hvor mange kroner er der i sparegrisene?



Mønter

Tegn selv mønter, så det passer med beløbet.



Mønter

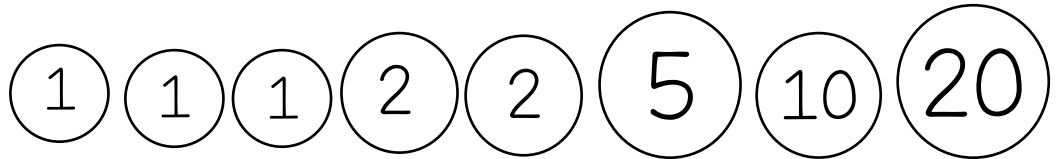
Farv de mønter du skal bruge for at købe varen.



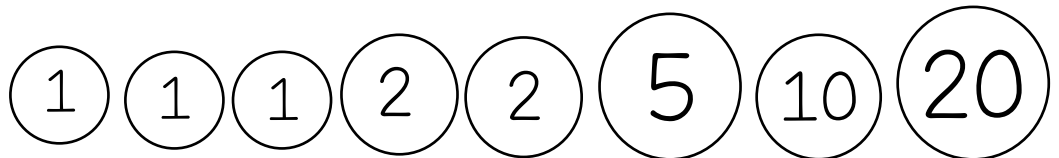
4 kr



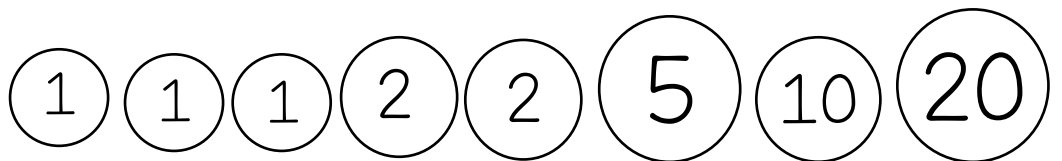
12 kr



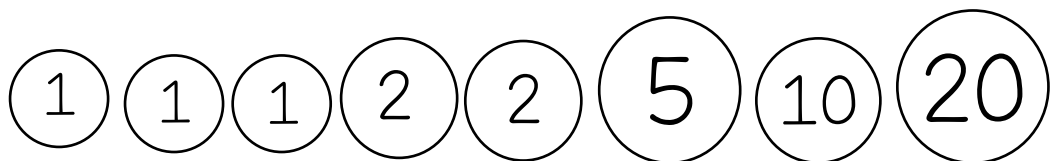
23 kr




8 kr



17 kr



19 kr



Filnavn: MAT I ANVENDELSE 1.docx
Bibliotek: /Users/mette/Library/Containers/com.microsoft.Word/Data/Documents
Skabelon: /Users/mette/Library/Group Containers/UBF8T346G9.Office/User Content.localized/Templates.localized/mat.dotx
Titel:
Emne:
Forfatter: METTE SANDLYKKE
Nøgleord:
Kommentarer:
Oprettelsesdato: 24/04/2019 19.12.00
Versionsnummer: 2
Senest gemt: 24/04/2019 19.12.00
Senest gemt af: METTE SANDLYKKE
Redigeringstid: 1 minut
Senest udskrevet: 24/04/2019 19.12.00
Ved seneste fulde udskrift
Sider: 8
Ord: 297
Tegn: 2.223 (ca.)